




### S13 NRT NAC CHART

RWY	A+B	06		07		08		09		10		11		12		13		14		15		16		17		18		19		20		
		00	30	00	30	00	30	00	30	00	30	00	30	00	30	00	30	00	30	00	30	00	30	00	30	00	30	00	30	00	30	
D1	A																				Full	Full	Full			Available						
	D																				Full	Full	Available									
D2	A																				Full	Full	Full			Available						
	D																				Available	Full	Available									
D3	A							Full													Full	Full	Full			Available	Available					
	D							Full													Available	Full	Full				Available					
D4	A							Available													Full	Full	Full				Full					
	D							Available													Full	Full	Full				Available					
D5	A																				Available	Full	Full			Available	Full					
	D																				Available	Full	Full									
D6	A							Full													Full	Full	Full			Full	Full					
	D							Available													Available	Full	Full			Full	Full					
D7	A																				Full	Full	Full			Full	Available					
	D																				Full	Full	Available			Full						

RWY	A	21		22		2145 - 2255
		00	30	00	30	
D1	A	Full	Full	Full	Full	Full
	D	Full	Full	Full	Full	Full
D2	A	Full	Full	Full	Full	Full
	D	Full	Full	Full	Full	Full
D3	A	Full	Full	Full	Full	Full
	D	Full	Full	Full	Full	Full
D4	A	Full	Full	Full	Full	Full
	D	Full	Full	Full	Full	Full
D5	A	Full	Full	Full	Full	Full
	D	Full	Full	Full	Full	Full
D6	A	Full	Full	Full	Full	Full
	D	Full	Full	Full	Full	Full
D7	A	Full	Full	Full	Full	Full
	D	Full	Full	Full	Full	Full

RWY	B	21		22		2145 - 2255
		00	30	00	30	
D1	A	Available	Available	Available	Available	Available
	D	Available	Available	Available	Available	Available
D2	A	Available				
	D	Available				
D3	A	Available				
	D	Available				
D4	A	Available				
	D	Available				
D5	A	Available				
	D	Available				
D6	A	Available	Available	Available	Available	Available
	D	Available	Available	Available	Available	Available
D7	A	Available				
	D	Available				

Full   
 Closed to full   
 Available 

weekly capacity	
-----------------	--

\*When weekly capacity on the left column is full (red colored), any new requests cannot be accommodated at any time.  
 \*This NAC chart is only available for the slot holders which are accommodated within weekly capacity.